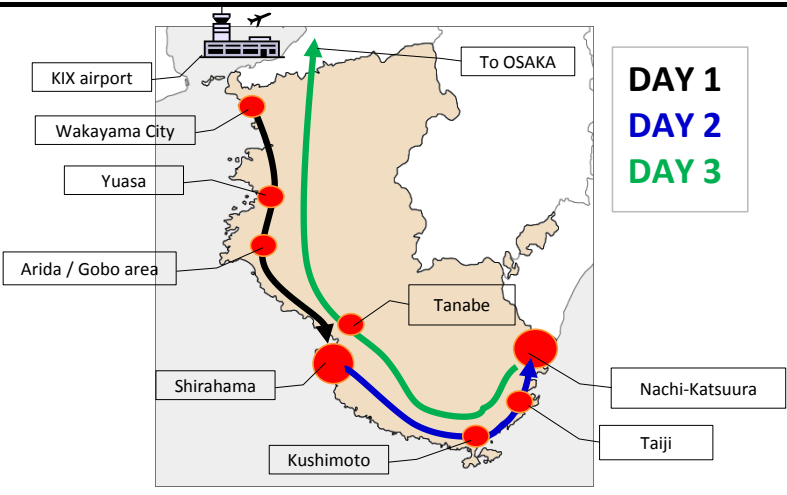
















Time 時間	<u>WAKAYAMA Tour ( 2 nights / 3 days )</u>	Time Required 所要時間	Note	
				
<b>DAY 1</b>	<b>Arrival</b>			
1:25	Depart SIN (SQ 618)			
9:00	Arrive at KIX (Kansai International Airport) in Osaka			
10:00	Leave KIX for Wakayama City	40 min		
<b>11:00</b>	<b>Visit "Wakayama Castle"</b>	<b>50 min</b>		
	<p>Wakayama castle was the residence of the Kishu family, which governed Wakayama and southern part of Mie during Edo period. It's very popular as Sakura (cherry blossom) spot within Wakayama. <a href="http://www.wakayamakanko.com/eng/sightseeing/history1.html">http://www.wakayamakanko.com/eng/sightseeing/history1.html</a></p>		Open: 9:00-17:30 (last admission by 17:00) Fee: 400 yen	
12:00	Leave Wakayama Castle for Kuroshio-ichiba Market	20 min		
<b>12:30</b>	<b>Watch Tuna Filleting Show at "Kuroshio-ichiba Market"</b>	<b>10 min</b>		
	<b>Lunch &amp; shopping</b>	<b>60 min</b>		
	<p>Kuroshio-ichiba Market is the Kansai's biggest seafood market, located within the same premise as amusement complex, Wakayama Marina City. You can enjoy Fresh Tuna Filleting Show, 3 times a day, every day at Kuroshio-ichiba Market for free of charge! <a href="http://www.marinacity.com/eng/">http://www.marinacity.com/eng/</a></p>		Market: 10:00-17:00 (open longer in summer) Tuna Show: 11:00, 12:30, 15:00 (FOC)	
14:00	Drive for Yuasa Town	30 min		
<b>14:30</b>	<b>Visit "Yuasa Soy Sauce Factory" &amp; Enjoy Soy Sauce Ice Cream</b>	<b>45 min</b>		
	<p>Yuasa town is famous as the birthplace of Japanese soy source. You can watch how to produce Soy source by traditional method. Some of the traditional buildings from Edo period are preserved as important historic buildings in Yuasa Town. <a href="http://www.yuasasyouyu.co.jp/">http://www.yuasasyouyu.co.jp/</a></p>		Open: 9:30-16:00 Factory Tour: Fee	
15:30	Drive for Arida or Gobo Area	30 min		
<b>16:00</b>	<b>Enjoy Fruits Picking Experience</b> <b>- Mikan (mandarin oranges), grape, melon, strawberry etc, depending on season</b>	<b>30 min</b>		
	<p>Wakayama is a fruit kingdom and produces Strawberry, Blueberry, Peach, Melon, Grape, Persimmon and variety of Oranges. Wakayama's fruit picking map: <a href="http://www.wakayama-kanko.or.jp/world/english/documents/fruit_picking_map03.pdf">http://www.wakayama-kanko.or.jp/world/english/documents/fruit_picking_map03.pdf</a> List of fruit picking farms: <a href="http://www.wakayama-kanko.or.jp/world/english/documents/fruit_picking_map02.pdf">http://www.wakayama-kanko.or.jp/world/english/documents/fruit_picking_map02.pdf</a></p>		Fee: Check on the list mentioned left	

16:30	Drive to Shirahama Town	80 min		
18:00	Check-into Hotel in Shirahama			
	Dinner at hotel, enjoy Onsen			
	Shirahama is one of the oldest and best Onsen resorts in Kansai region of Japan. Bath in Onsen and make yourself at home!			
DAY 2	Shirahama, Kushimoto, Taiji, Nachi-Katsuura			
	breakfast at hotel			
8:30	check-out	30 min		
9:00	Visit Shirahama's 3 best scenery spots	120 min		
	1) Engetsu-to Island: Symbol of Shirahama, shaped of a full moon in the rock		Fee: FOC	
	2) Seijoji Rock Plateau: terraced bedrocks which have been eroded over the long time			
	3) Sandanbeki Rock Cliff: 2 km long cliffs which height is about 50-60 meters			
11:00	Drive for Kushimoto Town	90 min		
12:30	Lunch at "Kushimoto Marine Park" or "Shionomisaki Cape Tower"	60 min		
	Kushimoto, especially the Shionomisaki area, is the southernmost town of Honshu Island colored vividly by nature. Thanks to the warm, mild climate and the richness of the Black Current from the southern seas, it is a paradise of the ocean for coral reefs and tropical fish. Kushimoto is also famous as cultured tuna technology, and we will have its lunch dishes. "Kushimoto Marine Park" (aquarium, undersea observatory tower and restaurant): <a href="http://www.kushimoto.co.jp/english/">http://www.kushimoto.co.jp/english/</a> "Shionomisaki Cape Tower" <a href="http://www.kankou-kushimoto.jp/english/sub02.html">http://www.kankou-kushimoto.jp/english/sub02.html</a>			
13:30	moving	15 min		
14:00	Visit Hashigui-iwa Rocks	20 min		
	The symbol of Kushimoto Town. The name of Hashigui-iwa ("hashi" means "bridge") stuck because the uniform arrangement of the rocks resembles the pillars of a bridge. <a href="http://www.kankou-kushimoto.jp/english/sub01.html">http://www.kankou-kushimoto.jp/english/sub01.html</a>		Fee: FOC	
14:20	Drive for Taiji Town	30 min		
15:00	Visit "Taiji Whale Museum"	120 min		
	Here, you can feed dolphins, whales and watch the show of them. There are several program more that you can enjoy with dolphins and whales. <a href="http://www.kujirakan.jp/index.html">http://www.kujirakan.jp/index.html</a>		Open: 8:30-17:00 Admission Fee: 1,300 yen	
15:15	Dolphin Show + dolphine touch activity		touch: 200 yen / person	
16:00	Whale Show + whale feeding activity		feeding: 200 yen / person	
17:00	Drive for Nachi-Katsuura Town	30 min		
18:00	Check-in "Hotel Urashima" in Nachi-Katsuura			
	Dinner at hotel, enjoy Onsen			
	This hotel has the biggest capacity of all Japan. More than that, Hotel Urashima is well known for their variety of onsen (hot spring) facilities, especially Cave Onsen (called Bokido in Japanese). <a href="http://www.hotelurashima.co.jp/">http://www.hotelurashima.co.jp/</a>			

<b>DAY 3</b>	<b>Nachi-Katsuura, Tanabe, Back to Osaka (or Move to Mie Prefecture)</b>			
6:30	leave hotel			
<b>7:00</b>	<b>Visit Morning Auction at Katsuura Fishing Port (*optional)</b>	<b>30 min</b>		
	<i>Katsuura has the biggest catch of fresh tuna of Japan. Hundreds of tuna are laid out, and you can feel the busy atmosphere of the market. Go to the observation area upstairs, and do not enter areas restricted to authorized personnel.</i>		Time: 7:00 - 7:30 around Closed: Saturdays Fee: FOC	
7:30	Back to hotel, breakfast at hotel			
9:00	check-out hotel			
9:30	Drive for Nachi mountain area within Nachi-Katsuura Town	20 min		
<b>10:00</b>	<b>Daimon-zaka Chaya Teahouse "Heian period" Costume Experience</b>			
	<i>At Daimon-zaka chaya teahouse near the Daimon-zaka Slope entrance, visitors can rent the Heian period (1,200 years ago)'s costumes that were medieval Japan's worship attire, great for taking pictures and strolls in this area.</i>		Open: 9:00-16:00 Fee: 2,000 yen / 1 hour, 3,000 yen / 2 hours	
<b>11:00</b>	<b>Visit "Daimon-zaka Slope"</b>			
	<i>One of the most beautiful parts of Kumano Kodo Pilgrimage Route, registered as UNESCO World Heritage. (Kumano Kodo: <a href="http://www.tb-kumano.jp/en/kumano-kodo/">http://www.tb-kumano.jp/en/kumano-kodo/</a>)</i>		Fee: FOC	
<b>11:30</b>	<b>Visit Kumano Nachi Taisha Grand Shrine, Nachisan Seiganto-ji Temple</b>	<b>90 min</b>		
	<b>Visit Nachi Waterfall</b>			
	<i>The highlight of Wakayama tour is to visit the greatest / highest waterfall of Japan, Nachi Waterfall (133 m by one drop). Kumano Nachi Taisha Grand Shrine is one of the final destinations of Kumano Kodo (ancient routes). Nachi Waterfall is falling down divinely from the primeval forest. This is a stunning cultural landscape that reflects the strong traditional of Shinto-Buddhist syncretism.</i>		Open: until 16:30 Fee: FOC	
13:00	Leave the mountain			
<b>13:15</b>	<b>Lunch at "Neboke-do"</b>	<b>45 min</b>		
14:00	Leave Nachi-Katsuura for Tanabe	120 min		
<b>16:00</b>	<b>Visit "Nakata Foods" (Umeshu &amp; Umeboshi)</b>	<b>30 min</b>		
	<i>Wakayama is proud of the biggest catches, shipping as well as the high quality of Japanese apricots (ume) and its products. (70% of Ume of Japan are produced in Wakayama!) "Nakata Foods Co., Ltd." is one of the biggest companies of Japanese apricot products such as Umeshu (Ume liqueur), and we'll do the factory tour. <a href="http://www.nakatafoods.com/">http://www.nakatafoods.com/</a></i>		Open: 9:00-17:00 Factory Visit: Fee *Factory not in operation on weekends/holidays, but still visitable.	
	<i>End of Wakayama Tour</i>			
16:30	Drive for Osaka	120 min		
18:30	Hotel in Osaka			