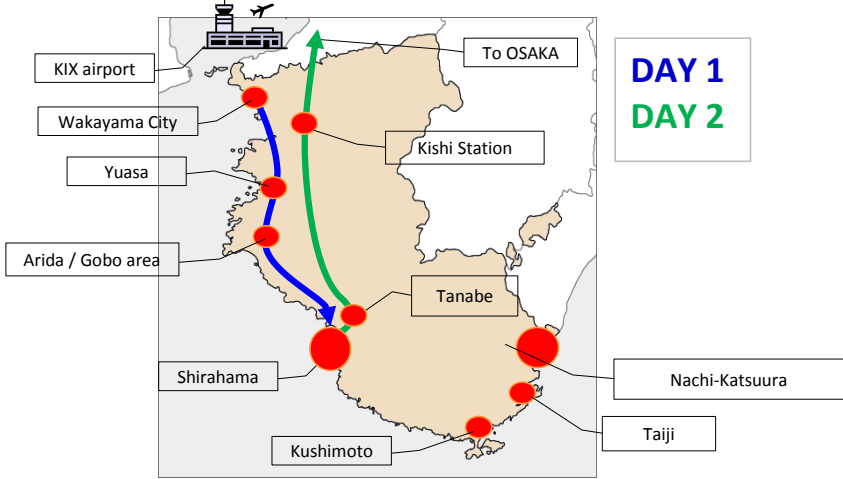






Time 時間	<u>WAKAYAMA Tour (1 night / 2 days)</u>	Time Required	Note	
				
DAY 1	Arrival, Wakayama City, Yuasa, Shirahama			
1:25	Depart SIN (SQ 618)			
9:00	Arrive at KIX (Kansai International Airport) in Osaka			
10:00	Leave KIX for Wakayama City	40 min		
11:00	Visit "Wakayama Castle"	50 min		
	<p>Wakayama castle was the residence of the Kishu family, which governed Wakayama and southern part of Mie during Edo period. It's very popular as Sakura (cherry blossom) spot within Wakayama. http://www.wakayamakanko.com/eng/sightseeing/history1.html</p>		Open: 9:00-17:30 (last admission by 17:00) Fee: 400 yen	
12:00	Leave Wakayama Castle for Kuroshio-ichiba Market	20 min		
12:30	Watch Tuna Filleting Show at "Kuroshio-ichiba Market"	10 min		
	Lunch & shopping	60 min		
	<p>Kuroshio-ichiba Market is the Kansai's biggest seafood market, located within the same premise as amusement complex, Wakayama Marina City. You can enjoy Fresh Tuna Filleting Show, 3 times a day, every day at Kuroshio-ichiba Market for free of charge! http://www.marinacity.com/eng/</p>		Market: 10:00-17:00 (open longer in summer) Tuna Show: 11:00, 12:30, 15:00 (FOC)	
14:00	Drive for Yuasa Town	30 min		
14:30	Visit "Yuasa Soy Sauce Factory" & Enjoy Soy Sauce Ice Cream	45 min		
	<p>Yuasa town is famous as the birthplace of Japanese soy source. You can watch how to produce Soy source by traditional method. Some of the traditional buildings from Edo period are preserved as important historic buildings in Yuasa Town. http://www.yuasasyouyu.co.jp/</p>		Open: 9:30-16:00 Factory Tour: Fee	
15:30	Drive for Arida or Gobo Area	30 min		
16:00	Enjoy Fruits Picking Experience - Mikan (mandarin oranges), grape, melon, strawberry etc, depending on season	30 min		
	<p>Wakayama is a fruit kingdom and produces Strawberry, Blueberry, Peach, Melon, Grape, Persimmon and variety of Oranges. Wakayama's fruit picking map: http://www.wakayama-kanko.or.jp/world/english/documents/fruit_picking_map03.pdf List of fruit picking farms: http://www.wakayama-kanko.or.jp/world/english/documents/fruit_picking_map02.pdf</p>		Fee: Check on the list mentioned left	

16:30	Drive to Shirahama Town	80 min		
18:00	Check-into Hotel in Shirahama			
	Dinner at hotel, enjoy Onsen			
	<i>Shirahama is one of the oldest and best Onsen resorts in Kansai region of Japan. Bath in Onsen and make yourself at home!</i>			↑ Shirarahama
DAY 2	Shirahama, Wakayama City			
	breakfast at hotel			
8:30	check-out	30 min		
9:00	Visit Shirahama's 3 best scenery spots	120 min		
	1) Engetsu-to Island: Symbol of Shirahama, shaped of a full moon in the rock		Fee: FOC	Engetsu-to Island
	2) Senjojiki Rock Plateau: terraced bearocks which have been eroded over the long time			
	3) Sandanbeki Rock Cliff: 2 km long cliffs which height is about 50-60 meters			
11:00	Drive for Toretore-ichiba Market	20 min		
11:30	Shopping & Lunch at Toretore-ichiba Market (in Shirahama)	60 min		
	<i>Toretore-ichiba Market is Western Japan's largest seafood market. There are a variety of gourmet seafood dishes on offer, including the popular seafood barbecue. Many kinds of local Wakayama products as well, such as Ume products, Binchotan charcoal, sweets. etc.</i> http://toretore.com/		Open: 8:30-18:30	
13:00	Leave Toretore-ichiba Market	15 min		
13:30	Visit "Nakata Foods" (Umeshu & Umeboshi)	30 min		↑ Umeshu
	<i>Wakayama is proud of the biggest catches, shipping as well as the high quality of Japanese apricots (ume) and its products. (70% of Ume of Japan are produced in Wakayama!) "Nakata Foods Co., Ltd." is one of the biggest companies of Japanese apricot products such as Umeshu (Ume liquer), and we'll do the factory tour.</i> http://www.nakatafoods.com/		Open: 9:00-17:00 Factory Visit: Fee *Factory not in operation on weekends/holiday s, but still visitable.	
14:00	Leave Nakata Foods for Kishi Station	90 min		
15:30	Arrive at Kishi Station (Wakayama Electric Railway)	30 min		
	<i>Kishi station is famous as the place where Cat Ultra Stationmaster TAMA works. TAMA also plays as an acting president of Wakayama Electric Railway Co., Ltd and gets three-day off a week on Saturdays, Sundays and Mondays. On her behalf, Cat Super Stationmaster NITAMA works at KISHI Station on weekends. (NITAMA usually works at Idakiso Station as its stationmaster.) Wakayama Electric Railway runs only locally between Wakayama Station and Kishi Station, and its one-way ride is only 30 minutes.</i> <i>What to do at Kishi Station:</i> 1) Enjoy decorative train ride (Tama Train, Toy Train or Strawberry Train) 2) Meet TAMA or NITAMA 3) Enjoy the cat shaped Kishi Station building, Tama cafe and souvenir shopping		Tama Café: 9:00-17:00 (Closed 3rd Wednesday)	↑ Kishi Station
	Meet Super Stationmaster "TAMA" or "NITAMA"			
	<i>Working schedule of TAMA and NITAMA</i> *Should be checked well in advance! http://www.wakayama-dentetsu.co.jp/sstama.html#yasumi		10:00-16:00	↑ Nitama
16:00	Experience Train Ride	15 min		
	<i>Depending on the availability on the day, we will experience train ride on either Tama train, Toy train, Strawberry train or Kii-chan Train.</i> <i>Timetable Check on Internet:</i> http://www.wakayama-dentetsu.co.jp/timetable.html		Train ride: 290 yen (one way) from Kishi Station to Idakiso Station	↑ Tama Train
16:30	Arrive at Idakiso Station			
	<i>Idakiso Station is where NITAMA usually works as stationmaster.</i>			
	End of Wakayama Tour			
17:00	Leave Idakiso Station / Wakayama for Osaka	60 min		
18:00	Hotel in Osaka			